


















#	SCORE	PERCENTILE	30-DAY	VENDOR	INDUSTRY
1		66	0%	Aon	financial services
2		75	-5%	Pantrustees	information services
3		80	-1%	Hymans	financial services
4		81	4%	Capitalcranfield	financial services
5		84	-1%	Firstactuarial	information services
6		84	-1%	Willis Towers Watson	financial services
7		88	-1%	Mercer	information services
8		88	-1%	Barnett Waddingham LLP	financial services
9		88	-2%	Xpsgroup	financial services
10		88	-1%	Gateley Plc	legal
11		89	-6%	2020trustees	information services
12		91	-2%	Eversheds Sutherland LLP	legal

Security-related analyses, including ratings, and statements in the Content of this document are statements of opinion of relative future security risks of entities as of the date they are expressed, and not statements of current or historical fact as to safety of transacting with any entity, recommendations regarding decision to do business with any entity, endorsements of the accuracy of any of the data or conclusions or attempts to independently assess or vouch for the security measures of any entity. SECURITYSCORECARD PARTIES DISCLAIM ANY AND ALL EXPRESS OR IMPLIED WARRANTIES, INCLUDING, BUT NOT LIMITED TO, (1) ANY WARRANTIES OF MERCHANTABILITY OR FITNESS FOR A PARTICULAR PURPOSE OR USE, (2) ACCURACY, RESULTS, TIMELINESS AND COMPLETENESS, (3) FREEDOM FROM BUGS, SOFTWARE ERRORS AND DEFECTS, (4) THAT THE CONTENT'S FUNCTIONING WILL BE UNINTERRUPTED AND (5) THAT THE CONTENT WILL OPERATE WITH ANY SOFTWARE OR HARDWARE CONFIGURATION.

\* Custom Scorecards are created by users and not SecurityScorecard. Custom Scorecards generate a score based only the information selected by the user. Use caution when reviewing custom Scorecards and review what information is and is not contained in the custom Scorecard. SecurityScorecard makes no claims with respect to any custom Scorecards.

#	SCORE	PERCENTILE	30-DAY	VENDOR	INDUSTRY
13		93	-2%	Independent Trustee	hospitality
14		93	-1%	Lawdebenture	financial services
15		93	0%	Isio.	information services
16		94	-3%	Morgan Ash	financial services
17		95	-2%	Dalriadatrustees	unknown

Security-related analyses, including ratings, and statements in the Content of this document are statements of opinion of relative future security risks of entities as of the date they are expressed, and not statements of current or historical fact as to safety of transacting with any entity, recommendations regarding decision to do business with any entity, endorsements of the accuracy of any of the data or conclusions or attempts to independently assess or vouch for the security measures of any entity. SECURITYSCORECARD PARTIES DISCLAIM ANY AND ALL EXPRESS OR IMPLIED WARRANTIES, INCLUDING, BUT NOT LIMITED TO, (1) ANY WARRANTIES OF MERCHANTABILITY OR FITNESS FOR A PARTICULAR PURPOSE OR USE, (2) ACCURACY, RESULTS, TIMELINESS AND COMPLETENESS, (3) FREEDOM FROM BUGS, SOFTWARE ERRORS AND DEFECTS, (4) THAT THE CONTENT'S FUNCTIONING WILL BE UNINTERRUPTED AND (5) THAT THE CONTENT WILL OPERATE WITH ANY SOFTWARE OR HARDWARE CONFIGURATION.

\* Custom Scorecards are created by users and not SecurityScorecard. Custom Scorecards generate a score based only the information selected by the user. Use caution when reviewing custom Scorecards and review what information is and is not contained in the custom Scorecard. SecurityScorecard makes no claims with respect to any custom Scorecards.